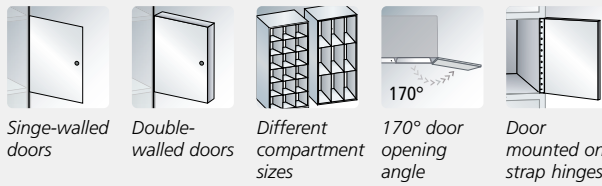


S 4000 INTRO

The S 4000 Intro series offers:

- Sturdy steel construction with high-quality enamel coating
- 6 compartment heights, 2 compartment widths, 2 compartment depths for any requirement
- All lockers with attractive black gray base, 100 mm high
- Doors single-walled or double-walled (see individual descriptions)
- Each door with cylinder lock and 2 keys
- Other lock types, such as coin-operated locks, available as well
- Every door mounted and hinged right with sturdy strap hinges, door opening angle of 170°
- All lockers with louvers in the rear panel and 20 mm wall spacer (absolute body depth approx. 480 mm)



Single-walled doors

Double-walled doors

Different compartment sizes

170° door opening angle

Door mounted on strap hinges

Order no. 8570-401



Box lockers with full-length doors and 2 or 3 tiers

on base 100 mm high, doors single-walled reinforced, height 1950 mm

1. Dimensions and design

	620	920	1220
Width	620	920	1220
Depth	500	500	500
Compartments	2	3	4
Clear opening dimensions per door H x W x D	1825 x 260 x 460	1825 x 260 x 460	1825 x 260 x 460
Description	with full-height doors , 1 storage shelf and 1 sturdy wardrobe rail made of oval profile inside with 3 twist-proof sliding hooks		



CSC	4	5	6
Order no.	8170-201	8170-301	8170-401
Price			

Box lockers with 4, 5, or 6 tiers

on base 100 mm high, doors double-walled, height 1950 mm

1. Dimensions and design

	620	920	1220
Width	620	920	1220
Depth	500	500	500
Compartments	8	12	16
Clear opening dimensions per door H x W x D	435 x 260 x 460	435 x 260 x 460	435 x 260 x 460
Description	with 4 tiers		



CSC	5	6	8
Order no.	8470-201	8470-301	8470-401
Price			

2. Body and door color

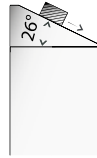


Please select (see end of catalog for color overview) 487

Box lockers



Order no. 8270-201

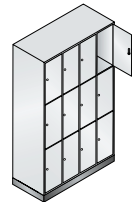
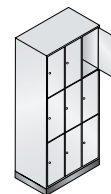
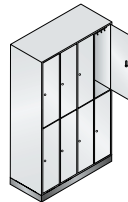
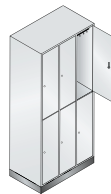


Slope top
Can be retrofitted later,
prevents objects from
being left on top

+ Sloping top
approx. 230 mm high
in the rear, for
retrofitting, for body
depth of 480 mm



for locker width	620	920	1220
CSC	1	1	2
+ Order no.	+ 8504-201	+ 8504-301	+ 8504-401
+ Addtl. charge			

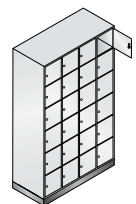
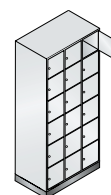
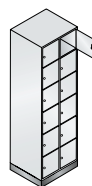
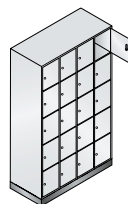
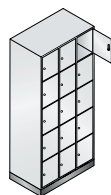
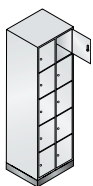


1.	620	920	1220	620	920	1220
	500	500	500	500	500	500
	4	6	8	6	9	12
	895 x 260 x 460	895 x 260 x 460	895 x 260 x 460	580 x 260 x 460	580 x 260 x 460	580 x 260 x 460

with **2 tiers**,
1 sturdy wardrobe rail made of oval profile inside
with 3 twist-proof sliding hooks

with **3 tiers**

4	5	6	5	6	8
8270-201	8270-301	8270-401	8370-201	8370-301	8370-401



1.	620	920	1220	620	920	1220
	500	500	500	500	500	500
	10	15	20	12	18	24
	345 x 260 x 460	345 x 260 x 460	345 x 260 x 460	285 x 260 x 460	285 x 260 x 460	285 x 260 x 460

with **5 tiers**

with **6 tiers**

6	8	10	6	8	10
8570-201	8570-301	8570-401	8670-201	8670-301	8670-401

+ Accessories
Additional fittings, locks 147



Extra-large box lockers with 2 or 3 tiers

on base 100 mm high, doors single-walled reinforced, height 1950 mm



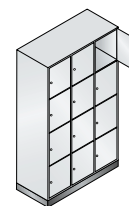
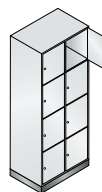
1. Dimensions and design

Width	820	820	1220	1220
Depth	500	600	500	600
Compartments	4	4	6	6
Clear opening dimensions per door H x W x D	895 x 360 x 460	895 x 360 x 560	895 x 360 x 460	895 x 360 x 560
Description	with 2 tiers , 1 sturdy wardrobe rail made of oval profile inside with 3 twist-proof sliding hooks			
CSC	5	5	6	6
Order no.	8270-202	8270-203	8270-302	8270-303
Price				



Extra-large box lockers with 4 or 5 tiers

on base 100 mm high, doors single-walled reinforced, height 1950 mm



1. Dimensions and design

Width	820	820	1220	1220
Depth	500	600	500	600
Compartments	8	8	12	12
Clear opening dimensions per door H x W x D	435 x 360 x 460	435 x 360 x 560	435 x 360 x 460	435 x 360 x 560
Description	with 4 tiers			
CSC	6	6	7	7
Order no.	8470-202	8470-203	8470-302	8470-303
Price				



2. Body and door color



Please select (see end of catalog for color overview) **487**



Slope top
Can be retrofitted later,
prevents objects from
being left on top

+ Sloping top

approx. 230 mm high
in the rear, for
retrofitting, for body
depth of 480/580 mm



for locker width	820	820	1220	1220
for locker depth	500	600	500	600
CSC	1	1	1	2
+ Order no.	+ 8504-202	+ 8504-203	+ 8504-302	+ 8504-303
+ Addtl. charge				

+ Doors double-walled

with 90° door
opening limiter as
standard feature
for all doors on
this double page

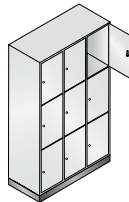
Additional charge per
door (longer delivery
time possible)

for lockers
with 2/3 tiers

for lockers
with 4/5 tiers

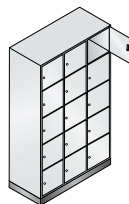


for locker width	820 + 1220	820 + 1220
+ Order no.	+ 8270-700	+ 8270-702
+ Addtl. charge		



1.

820	820	1220	1220
500	600	500	600
6	6	9	9
580 x 360 x 460	580 x 360 x 560	580 x 360 x 460	580 x 360 x 560
with 3 tiers			
6	6	7	7
8370-202	8370-203	8370-302	8370-303



1.

820	820	1220	1220
500	600	500	600
10	10	15	15
345 x 360 x 460	345 x 360 x 560	345 x 360 x 460	345 x 360 x 560
with 5 tiers			
7	7	9	9
8570-202	8570-203	8570-302	8570-303

+ Accessories

Additional fittings, locks **147**



Order no. 8370-302



Order no. 8370-203

S 4000 INTRO

The S 4000 Intro series with doors made of acrylic glass offers:

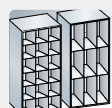
- Sturdy steel construction with high-quality enamel coating
- 2 compartment heights for any requirement
- All lockers with attractive black gray base, 100 mm high
- Doors made of 8 mm thick acrylic glass, equipped with door opening limiter 90° as standard feature
- Each door with cylinder lock and 2 keys
- Other lock types, such as coin-operated locks, available as well
- Every door mounted and hinged right with sturdy strap hinges
- All lockers with louvers in the rear panel and 20 mm wall spacer (absolute body depth approx. 480 mm)
- Tops standard with 20 mm projection in the rear



Order no. 8470A302



Acrylic glass doors



Different compartment sizes



90° door opening angle

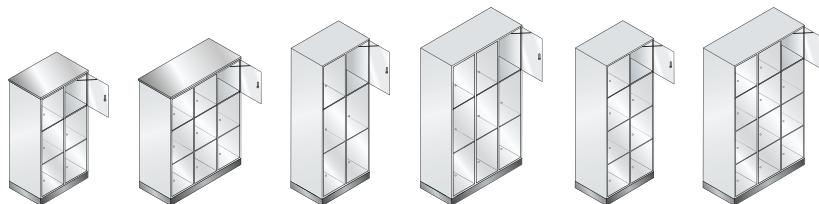


Door mounted on strap hinges

Extra-large box lockers

with doors made of acrylic glass and 3 or 4 tiers

on base 100 mm high, lockers 1370 mm high with decor top 25 mm thick made of MCPB



1. Dimensions and design

Width	820	1220	820	1220	820	1220
Top depth	500	500	-	-	-	-
Depth	500	500	500	500	500	500
Height	1370	1370	1750	1750	1750	1750
Compartments	2 x 3	3 x 3	2 x 3	3 x 3	2 x 4	3 x 4
Clear opening dimensions per door H x W x D	380 x 360 x 460	380 x 360 x 460	510 x 360 x 460	510 x 360 x 460	380 x 360 x 460	380 x 360 x 460
Description	with 3 tiers			with 4 tiers		
CSC	3	4	5	6	6	7
Order no.	8573A202	8573A302	8370A202	8370A302	8470A202	8470A302
Price						



2. Body color, top decor



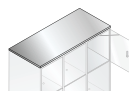
Please select (see end of catalog for color overview) 487

Extra-large box lockers



+ Tops without projection in the rear

flush with body on all sides,
please specify top decor,
see page 487



for locker width	820	1220
Top depth	480	480

MCPB top



Thickness 25 mm

+ Order no.

+ Addtl. charge

+ 8573A720

+ 8573A730

+ Accessories

Additional fittings,
locks.....

147



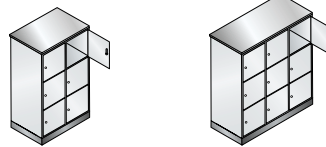
The S 4000 Intro series offers:

- Sturdy steel construction with high-quality enamel coating
- Compartments easy to reach for children
- Assembled box lockers with decor top made of MCPB (melamine coated particle board)
- All lockers with attractive base, 100 mm high, in black gray
- Double-walled doors, standard with door opening limiter 90°
- Each door with cylinder lock and 2 keys
- Every door mounted and hinged right with sturdy strap hinges
- All lockers with louvers in the rear panel and 20 mm wall spacer (absolute body depth approx. 480 mm)
- Tops standard with 20 mm projection in the rear

Box lockers

with 3 tiers

with decor top 25 mm thick made of MCPB, double-walled doors, height 1250.



1. Dimensions and design

Width	620	920
Depth	500	500
Top depth	500	500
Compartments	6	9
Clear opening dimensions per door H x W x D	345 x 260 x 460	345 x 260 x 460
Description	with 3 tiers	
CSC	4	5
Order no.	8573-201	8573-301
Price		



Order no. 8573-201

2. Body and door color, top decor

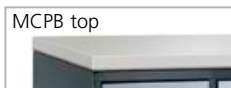
Please select (see end of catalog for color overview) **487**

+ Tops without projection in the rear

flush with body on all sides, please specify top decor, see page 487



for locker width	620	920
Top depth	480	480
MCPB top	Thickness 25 mm	
+ Order no.	+ 8573-7201	+ 8573-7301
+ Addtl. charge		




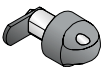


Order no. 8573-301
+ 8573-7301 (top without rear projection)






+ Accessories

Additional fittings, locks see right side




Cylinder locks and turning bolt latches

Prices per lock	Basic design		Optional	
	Cylinder lock	Cylinder lock in black with 2 keys	Turning bolt latch	Safety turning bolts
				
	up to 1000 different key numbers	via master key system with security certificate*	via master key system without security certificate	for padlock (see also page 83)
Order no.	8077-30	8000-01	8000-001	8000-718
Unit price				
+ Addtl. charge	Standard			






Keys and wristband for cylinder locks

Spare key for cylinder lock	Master key for master key system		Perlon wristband for cylinder locks	¹⁾ 51 black 52 white 53 red 55 blue 56 gray 61 green 67 yellow
	with security certificate*	without security certificate		
				
Spare key for lock 8077-30	with security certificate*	without security certificate	Please indicate numbering from-to and list desired color no. ¹⁾	SAFE-O-MAT locks 107 + 165
Order no.	0006-21	0011-00	0012-00	
Price				

Padlocks

Brass design, 2 keys, up to 300 different key numbers	Brand lock in brass design with precision cylinder, 2 keys, up to 168,000 different key numbers	High-gloss chrome-plated with number combination, without keys	Locking no. according to customer requirements
			for cylinder lock (longer delivery time)
Order no.	0002-10	0002-11	0002-12
Price			
			Additional charge per lock
			Order no.-99
			+ Addtl. charge

Number plates

Please specify numbering	Number plates in lock area, self-adhesive, separate for easy DIY assembly, only suitable for cylinder locks				Stainless steel number plate self-adhesive, 30 x 50 x 1.0 mm
	with integrated door protection, 123 x 39 x 1.0 mm	without integrated door protection, 68 x 39 x 1.0 mm	with integrated door protection, 123 x 39 x 1.0 mm	without integrated door protection, 68 x 39 x 1.0 mm	
					
Design	plastic	Stainless steel	plastic	Stainless steel	
Order no.	4902-0601	4901-0601	4902-0611	4901-0611	
Price					
				Stainless steel	
				8501-06	



Additional door protection/number plate 84

* much longer delivery time, key made of brass