

Penny Farthing.



Spec Sheet

Five
At
Heart

The Penny Farthing rack isn't just bike parking, it's a piece of public art. Functional yet beautiful.



Penny Farthing.

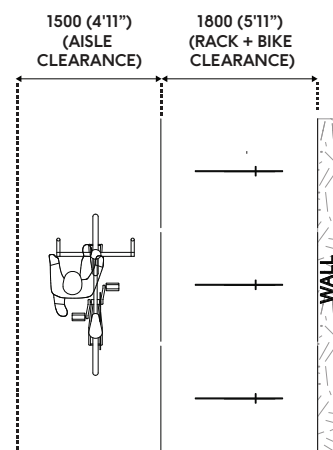


Choice of Finishes

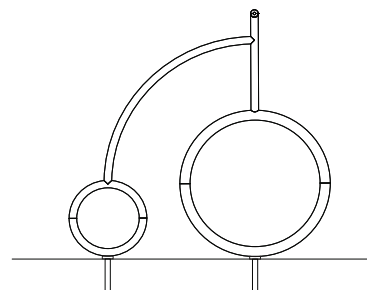
Mild steel – Hot dip galvanised OR
Plastic coated OR Powder coated

Stainless steel – 304 grade stainless
steel with electro polishing

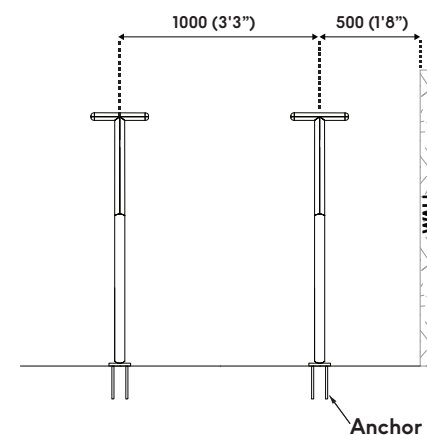
TOP VIEW



SIDE VIEW



FRONT VIEW



Penny Farthing Warranty and Technical Data

Warranty Information

Five At Heart's Penny Farthing comes with a standard 5 year warranty, effective from the handover date.

For the warranty period, we warrant that the equipment (and any materials) we supply will comply with the relevant standards at the date of installation.

This warranty is limited and may be excluded in part or in full in light of user damage or failure to install to Five At Heart specification.

We recommend a monthly visual inspection for signs of damage or need for cleaning.

Contact Five At Heart in the event of product damage.

Disclaimer

Images may differ from actual product and specifications may change without prior notice. Five At Heart is not liable for the structural integrity of the substrate and any queries should be directed to the project engineer.

Product is manufactured to metric dimensions.

Fixing options / and details

Fig 1 M10/50mm (1 15/16") zinc plated sleeve anchor for mild steel version.

The stainless steel Penny Farthing needs the concrete flooring to be cut, then the Penny Farthing to be put in situ, and then back filled with concrete.

Product Weight

13kg

Substrate Requirements

- Concrete—100mm (3 15/16") thick and in good condition

Maintenance Requirements

If any moving parts appear to be malfunctioning, discontinue use and contact Five At Heart.

Cleaning

Cleaning should start at the time the products are installed, ensuring that construction materials such as concrete, plaster and paint splashes are removed before they have a chance to dry. Failure to remove these materials will require aggressive cleaning in the future, that may be harmful to the products.

Wipe with a damp cloth for surface cleaning. Regular cleaning may be done with a solution of warm water and a non-abrasive, pH neutral detergent solution. Surfaces should be thoroughly rinsed after cleaning to remove all residues.

WARNING: DO NOT UNDER ANY CIRCUMSTANCES USE STRONG SOLVENTS SUCH AS THINNERS OR SOLUTIONS CONTAINING CHLORINATED HYDROCARBONS, ESTERS OR KETONES. ABRASIVE CLEANERS OR CUTTING COMPOUNDS SHOULD NOT BE USED.

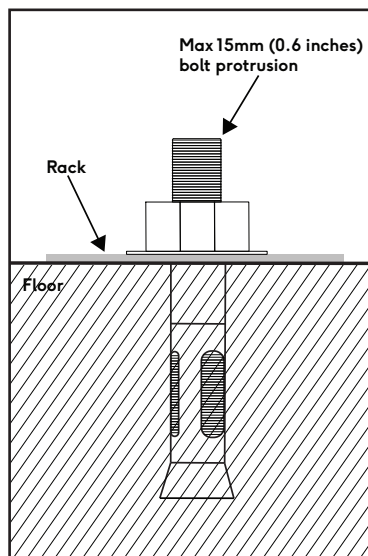


Fig 1 M10/50mm (3/8" x 3") galvanised sleeve anchor

Five At Heart



fiveatheart.com

Allied Ireland | www.allied.ie

Contact Jane Delany - janedelany@allied.ie

Direct: +353 (0)86 811 6052

Creating
spaces
for however
you Roll...

