

The DeLorean




Spec Sheet



Official Patent and Design Registration Pending

Pump up the whole team.



**Five
At
Heart**

The DeLorean.



The DeLorean

Five At Heart

Material

Stainless steel

Features

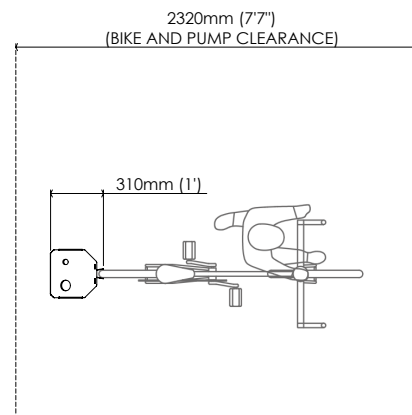
Electric pump action

Schrader & presta valve compatible

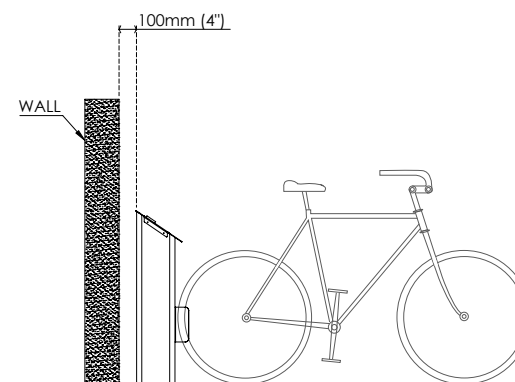
Pressure gauge

Reverse park stand

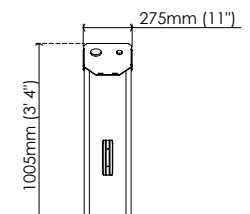
TOP VIEW



SIDE VIEW



FRONT VIEW



DeLorean Warranty and Technical Data

Warranty Information

Five At Heart products come with a standard 5 year warranty, effective from the handover date.

For the Warranty period, we warrant that the equipment (and any materials) we supply will comply with the relevant standards at the date of installation.

This warranty is limited and may be excluded in part or in full in light of user damage or failure to install to Five At Heart specification.

We recommend a monthly visual inspection for signs of damage or need for cleaning.

Contact Five At Heart in the event of product damage.

Disclaimer

Images may differ from actual product and specifications may change without prior notice. Five At Heart is not liable for the structural integrity of the substrate and any queries should be directed through the project engineer.

Product is manufactured to metric dimensions.

Power Requirements

Unit requires connecting to standard AC power supply for pump to function.

Fixing options / and details

Fig 1 M10/50mm (1 15/16") zinc plated sleeve anchor

Substrate requirements

- Concrete – 100mm (3 15/16") thick and in good condition

Maintenance Requirements

If any moving parts appear to be malfunctioning, discontinue use and contact Five At Heart.

Cleaning

Cleaning should start at the time the products are installed, ensuring that construction materials such as concrete, plaster and paint splashes are removed before they have a chance to dry. Failure to remove these materials will require aggressive cleaning in the future, that may be harmful to the products.

Wipe with a damp cloth for surface cleaning. Regular cleaning may be done with a solution of warm water and a non-abrasive, pH neutral detergent solution. Surfaces should be thoroughly rinsed after cleaning to remove all residues.

WARNING: DO NOT UNDER ANY CIRCUMSTANCES USE STRONG SOLVENTS SUCH AS THINNERS OR SOLUTIONS CONTAINING CHLORINATED HYDROCARBONS, ESTERS OR KETONES. ABRASIVE CLEANERS OR CUTTING COMPOUNDS SHOULD NOT BE USED.

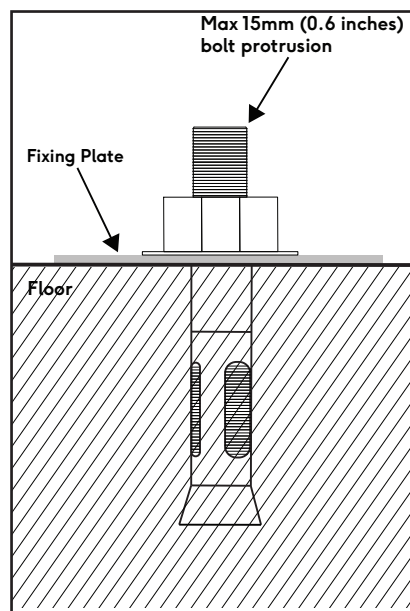


Fig 1 M10/50mm (3/8" x 3") galvanised sleeve anchor

Five At Heart



fiveatheart.com

Allied Ireland | www.allied.ie

Contact Jane Delany - janedelany@allied.ie

Direct: +353 (0)86 811 6052

Creating
spaces
for however
you Roll...

allied.ie
EQA ISO 9001:2015
ISO 14001:2015
OHSAS 18001:2007

